



WELCOME
BLUE
HARBOR
MARINA




**SEEBOLD
POWERBOATS**


Builders of World Championship Boats

To work without purpose is to leap blindly into the unknown—an exercise that inevitably proves inefficient. As you look at the Seebold Powerboats on the following pages, you will find nothing left to chance; each hull design and refinement has been proven worthy by one of the winningest powerboat racers in the world.

You will realize that every Seebold Powerboat has been constructed with meticulous care, of the finest materials, with resolve, and with purpose.

Welcome to the ultimate quest for boating perfection. Seebold Powerboats ...being first is our business.





Boat builders often claim that their designs are inspired by a racing heritage. Well, ask them about recent racing performances, and about winning major championship titles. Chances are, many won't be so willing to speak.

Ask Bill Seibold.

With over 60 major championships, he is still winning, and still designing the winningest racing hulls. In fact, Bill Seibold is the current Formula 1 World Champion, and many of his competitors on the Grand Prix circuit are presently racing Seibold hulls.

Pure and simple, Bill Seibold knows what makes a hull perform, and he has drawn on that knowledge, applying it in the designs of his Seibold Powerboat pleasure-craft line. Each boat is constructed by hand in one of the industry's most demanding quality control programs. Each hull incorporates racing refinements, beginning with balsa coring up to $\frac{3}{4}$ ", unibody construction; glassing hull, cabin, bulkheads and deck together for superior strength, and using multilayer, multi-directional laminates of materials designed for specific applications on each individual boat.

Every cockpit is ergonomically designed: all gauges are readable at a glance and throttle and trim controls positioned for effortless operation. Each boat is inspected by Bill Seibold himself, and if it doesn't meet his standards, it won't bear the Seibold Powerboat nameplate.

So what does all this mean to you?

It means that every Seibold Powerboat is an extremely safe and efficient craft. A craft constructed with disciplined care, of materials far exceeding industry requirements for strength and durability. It means that every Seibold Powerboat is responsive, and will provide a solid, predictable ride in any condition.

And, by the way, it also means that you'll have a boat that will blow the competition out of the water.

GOLDEN EAGLE


324



After a day of high speed cruising and satisfying your passion for off-shore performance, bring on the night elegantly in the Golden Eagle.

Relaxing in the salon below you will find it hard to believe you are in a craft capable of slicing through the chop at 70+ mph. It is well ventilated, spacious and luxuriously appointed. A near endless list of possibilities allows you to create a unique interior design, one limited only by your imagination.

Rich carpet and a large, semicircular sofa are irresistibly inviting. Unwind completely with an entertainment center, including optional T.V., V.C.R. and an uplifting Kenwood sound system. Enjoy the many amenities Seabold offers as standard equipment, amenities other manufacturers consider options. The Golden Eagle 324...as adept in gratifying life's pleasures as it is in the fast lane.



Standard Equipment

Cockpit: Full instrumentation, tachometers, speedometer, amp gauges, gas gauges, oil pressure gauges, hour meters, clock, temperature gauges, trim gauges, bolster seats with seat handles, full rear bench seat, sun deck cushion, marine carpet, drink holders, ash trays, two chart lighters, custom entrance door to cabin, lighted electrical switch panel, teleflex tilt steering, mercruiser controls, interior lights, K planes with indicators, tinted windshield or fiberglass windscreen and porti-potti. **Cabin:** Custom V-berth with full cushions, deluxe Kenwood AM/FM "Theft Prevention" stereo with four speakers, indirect cabin and v-berth lighting, full wrap around seating, stainless steel sink and water supply, two deck hatches with screens and ice box. **Engine:** Thru hub exhaust, internal tie bar, automatic bilge pump, blower, 172 gallon fuel capacity, electric engine compartment lift, two marine batteries with holders, engine compartment lights. **Convenience:** Molded European swim platform, stainless steel bow and stern eyes, six stainless steel mooring cleats, bow and stern running lights, two custom gas fills, two chrome gas vents, custom vinyl rub rail, swim platform handles.

Optional "Sport Package"

Sport "Z" paint scheme, vinyl floor in cockpit with snap-in carpet showing Logo, docking lights, thru-hull exhaust, external & internal tie bar, depth finder, engine synchronizer, compass, cockpit cover, dual battery switch, mirror package, 12 volt refrigerator, dockside power, accessory battery, Fireboy extinguisher system, four deck hatches, Keihkaefer engine controls and override system for trim and K-planes.


Options

In-dash depth finder, engine synchronizer, kiekhauer controls, external tie bar, docking lights, mirror package, dockside power with charger, three batteries, 110 V/12 volt refrigerator, fireboy extinguisher system, mooring cover, cockpit cover, AM/FM cassette stereo with 6 speakers, compass, thru hull exhaust, cordless stereo, CD player, TV, video player, bimini top, dinette table, remote spot light, silent choice exhaust system, extra deck hatches, microwave, international running lights, stainless steel rail for windshield, vinyl floor, snap-in carpet.


Engine Options: Mercruiser 5.7L, Mercruiser 350 Magnum, Mercruiser 7.4L Bravo, Mercruiser 454 Magnum, Mercruiser 502 Magnum, Mercury High Performance HP 465 Bravo, OMC 5.7L Cobra, OMC 5.7L King Cobra, OMC 7.4L King Cobra, Yamaha 5.7L.

Specifications:

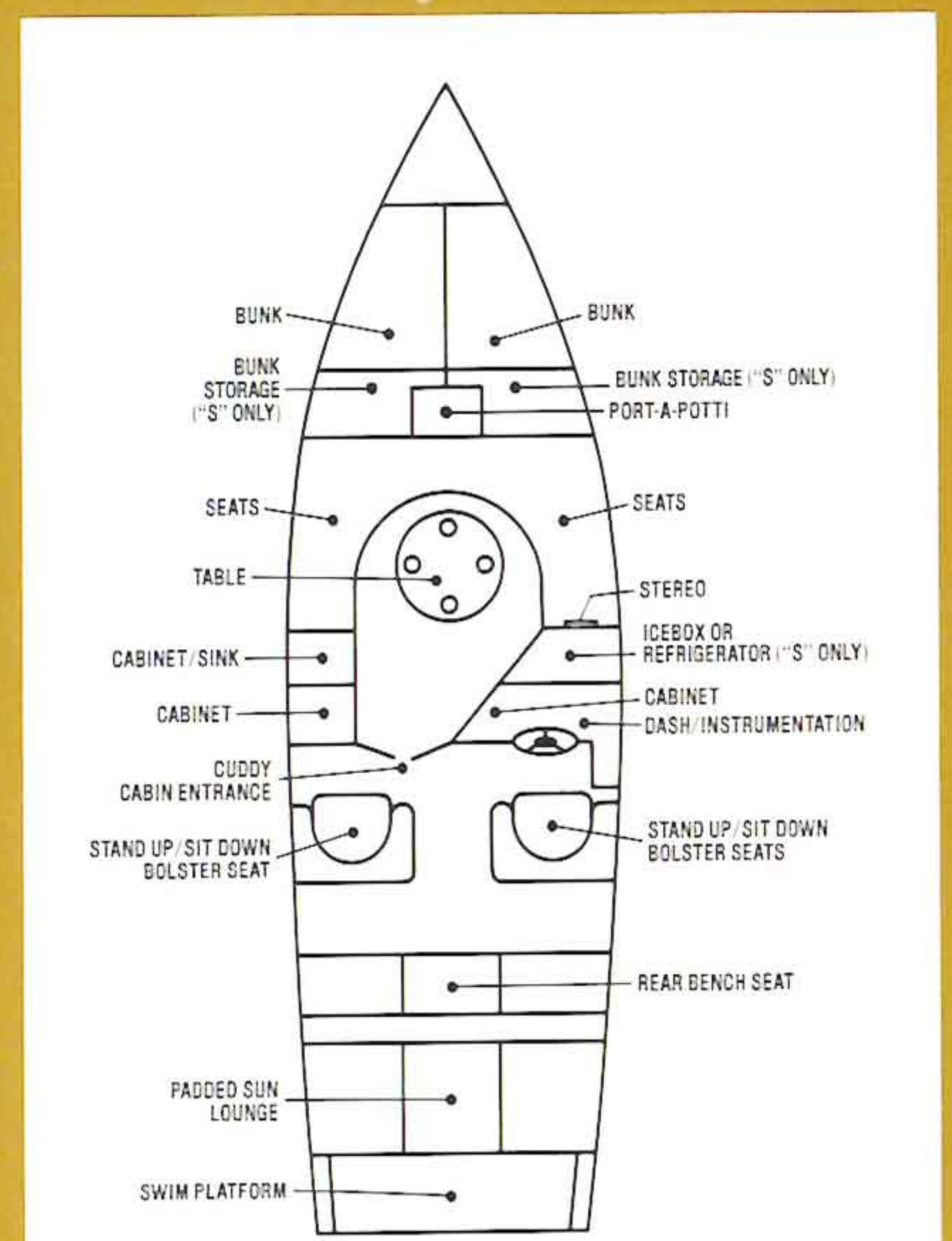
Length 32'4"	Passengers 8
Beam 8'10"	Fuel Capacity 172 gallons
Weight 7,630 lbs.	Dead Rise 24 degrees



324



324 S



The Silver Eagle 265 reaffirms Seebold's single-minded purpose, that is, building the ultimate powerboat. It is the consummate blend of world beating performance and absolute comfort. The hull, with the proven Seebold performance pad, is unrivaled for strength, speed and stability. Perfect weight ratios produce serious top end and quick, responsive lift. Settle in the ergonomic, fully equipped cockpit, and it will definitely move you.

Settle in the cabin, below, and it will surely arouse you. Lush carpeting, elegant bunks and seating invite complete rest and relaxation, while indirect lighting and abounding sound system help set the mood. Of course, a portable head and plenty of storage space provide every convenience. World Championship performance... world class elegance. The Seebold Silver Eagle.



SILVER EAGLE

265



Standard Equipment

Cockpit: Full instrumentation, twin stand-up/sit down bolster seats, rear bench seat, sundeck cushion, cockpit lights, ride-guide steering, engine controls, drink holders, lighter, ash trays, storage under rear bench seat, side panel storage and marine carpet. **Cabin:** Storage lockers on each side, two upholstered jump seats, reversible bunk cushions, direct and indirect cabin lighting, port-a-potti area, cabin entry door, full headliner, deluxe marine carpet. **Engine:** Thru-platform exhaust with silencer, automatic bilge pump, blower, 88 gallon fuel capacity, 12 volt marine battery, electric engine cover lift and engine compartment light. **Convenience:** Fiberglass swim platform, bi-folding swim ladder, locking deck hatches with screens, tinted windshield with stainless steel windshield rail, horn, ski tow, navigation/anchor lights, stainless steel bow and stern rails, stainless steel or vinyl rub rail.

Optional "Sport Package"

Sport "Z" paint scheme, vinyl floor in cockpit with snap-in carpet showing logo, deluxe carpet in cabin, "Sport cabin" with twin jump seats on starboard side, storage cabinet with lock and hanger, sink on port side, compass, engine compartment and under bunk storage, deluxe Kenwood "Theft Prevention" 60 watt stereo with four cockpit speakers, built-in cooler with drain system, designer fabrics in cabin.

Options

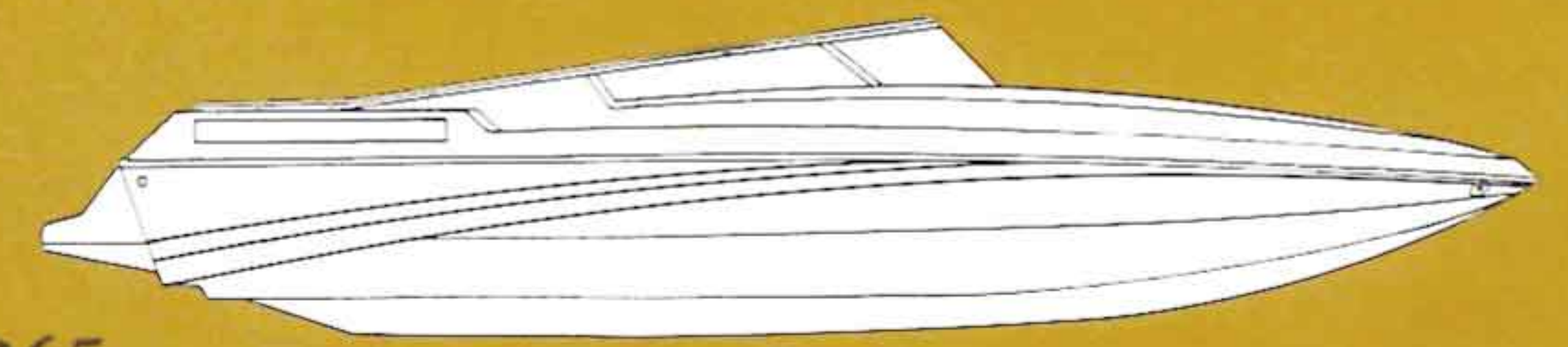
Docking lights, silent choice exhaust system, Keikhaefer K-planes with indicators (standard on twin engine), port lights, engine synchronizers (twin engine only), cockpit cover, mooring cover, Fireboy extinguisher system, dock side power, 110-12V refrigerator, mirror package, Dual battery switch, international running lights, remote spot light, fiberglass windscreen, external tie bar (twin engine only).

Single Engine Options: Mercruiser 7.4L Bravo, Mercruiser 454 Magnum, Mercury High Performance HP 465, OMC 5.7L Cobra, OMC 5.7L King Cobra, OMC 7.4L King Cobra, Yamaha 5.7L.

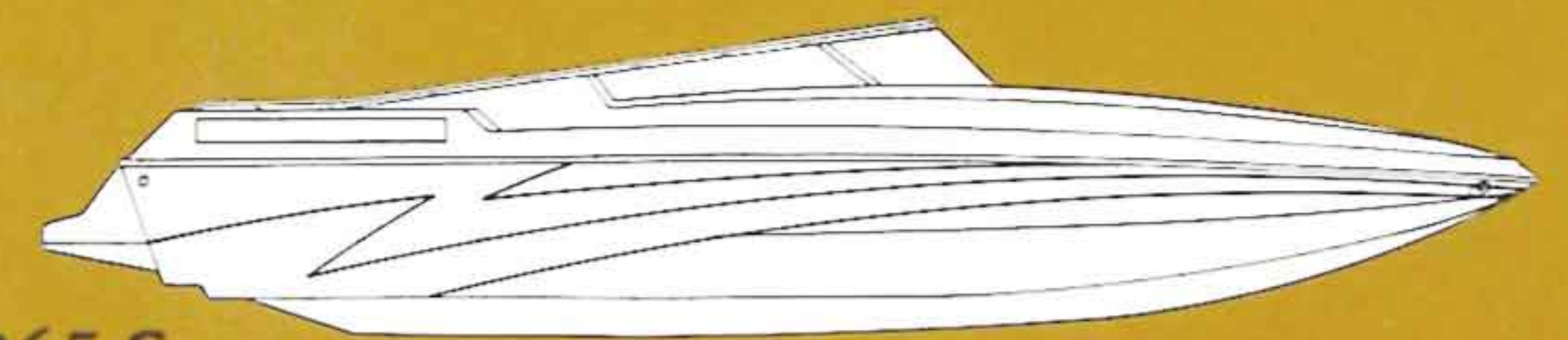
Twin Engine Options: Mercruiser 5.7L Alpha, Mercruiser 350 Magnum, Mercruiser 7.4L Bravo, Mercruiser 454 Magnum, OMC 5.7L Cobra, OMC 5.7L King Cobra, OMC 7.4L King Cobra, Yamaha 5.7L.

Specifications:

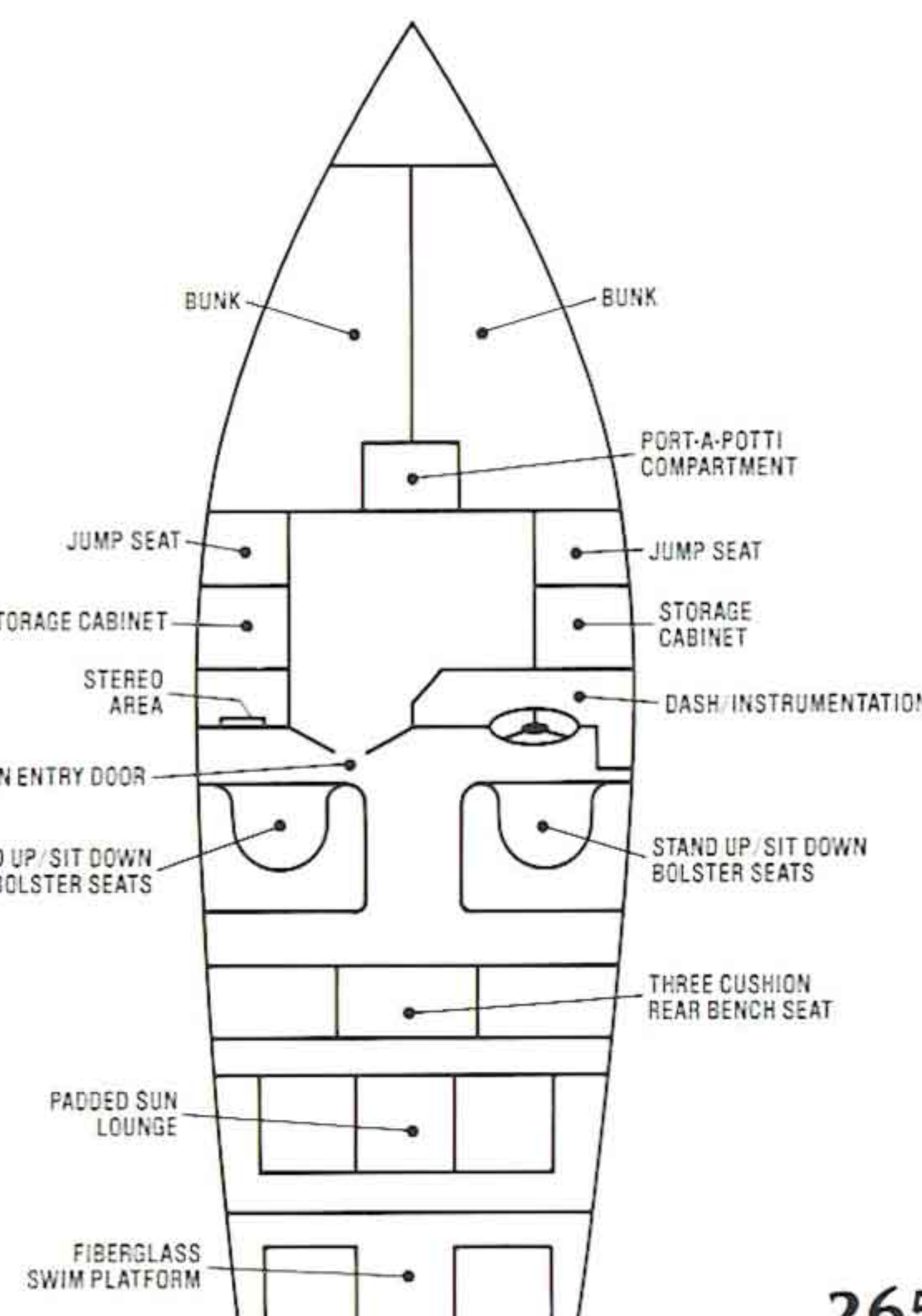
Length	26'5"	Passengers	8 Adults
Beam	8'3"	Dead Rise	22 degrees
Weight	4,000 lbs.	Fuel Capacity	88 gallons



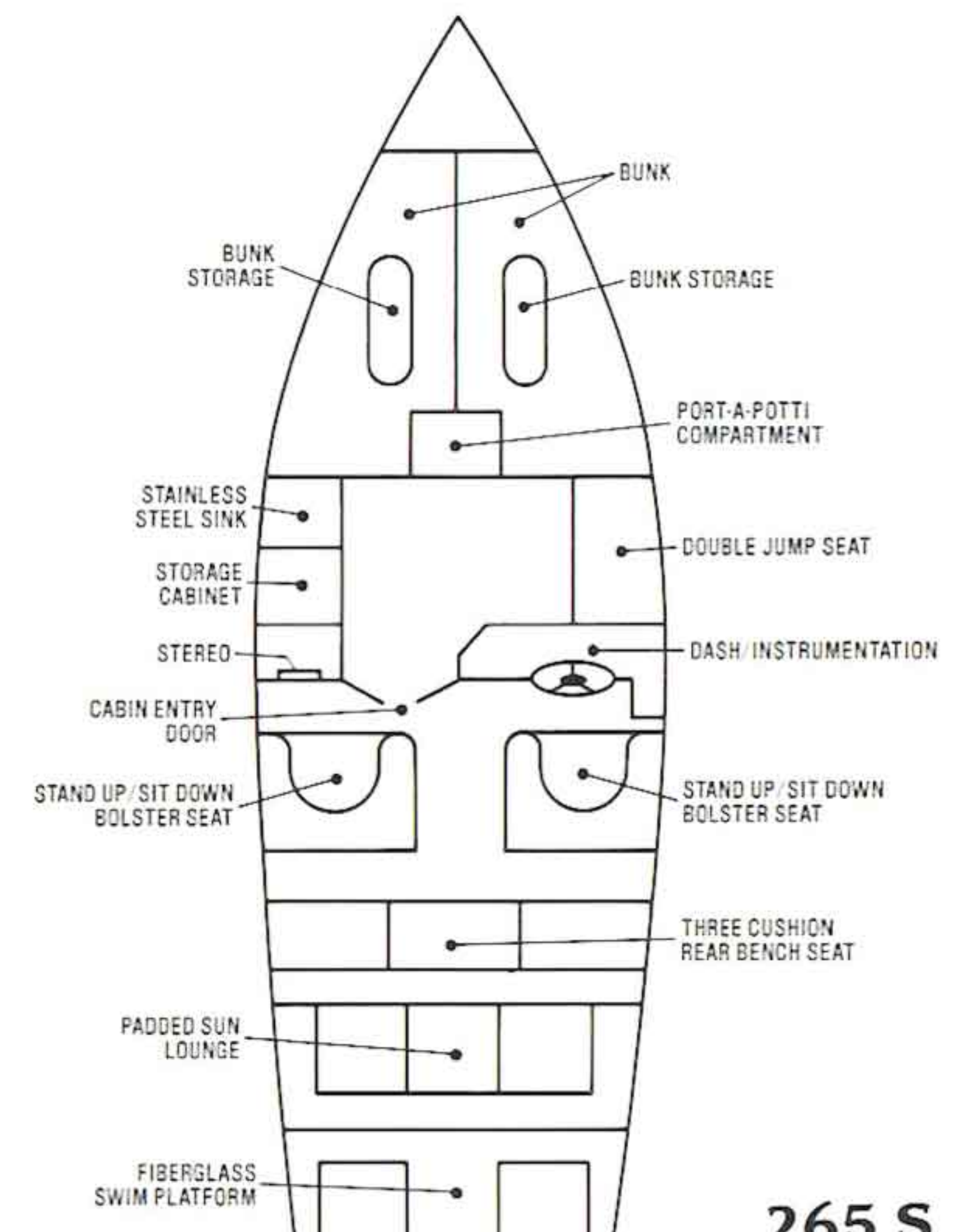
265



265 S



265



265 S

AMERICAN EAGLE

236



Tradition and evolution reach agreement in the American Eagle 236, Seebold's distinctive family-performance boat. The lines reflect a legendary concern for aesthetics. The meticulous detailing, precise gel-coat work, inspired cabin finishing and stainless steel hardware speak of old world craftsmanship, and a time when excellence was demanded at all costs.

Once you experience the breathtaking acceleration, speed and handling, you will understand Seebold's passion for performance enhancing innovation. The hull is a composite of contemporary race-tested design. A notched transom allows increased overall performance. The Seebold performance pad offers yet other advantages—high speed and stability, plus the use of advanced materials produces unmatched strength.

The American Eagle 236. Blending traditional craftsmanship and innovative design to produce the ultimate family-performance boat.





Standard Equipment

Cockpit: Full instrumentation, twin bucket seats, rear bench seat, sundeck cushion, cockpit lights, ride-guide steering, engine controls, drink holders, storage under rear bench seat, deluxe marine carpet. **Cabin:** Storage lockers on each side, twin upholstered jump seats, reversible bunk seat cushions, direct and indirect cabin lighting, port-a-potti area, full headliner and deluxe marine carpet. **Engine:** Thru-platform exhaust with silencers, automatic bilge pump, blower, 52 gallon fuel capacity, 12 volt marine battery, electric engine cover lift and engine compartment light. **Convenience:** Fiberglass swim platform with folding swim ladder, tinted windshield, stainless steel grab rail, horn, ski tow hook, navigation/anchor lights, stainless steel bow rails, stainless steel or vinyl rub rail.

Optional "Sport Package"

Sport "Z" paint scheme, vinyl floor in cockpit with snap-in carpet showing logo, deck hatches with screens, "Sport cabin" consisting of jump seats and cabinet storage on port and starboard side, engine compartment and under bunk storage, deluxe Kenwood "Theft Prevention" 60 watt stereo with four cockpit speakers, built-in cooler with drain system, designer fabric in cabin, locking port cabinet door with hanger and cabin entry door lock.

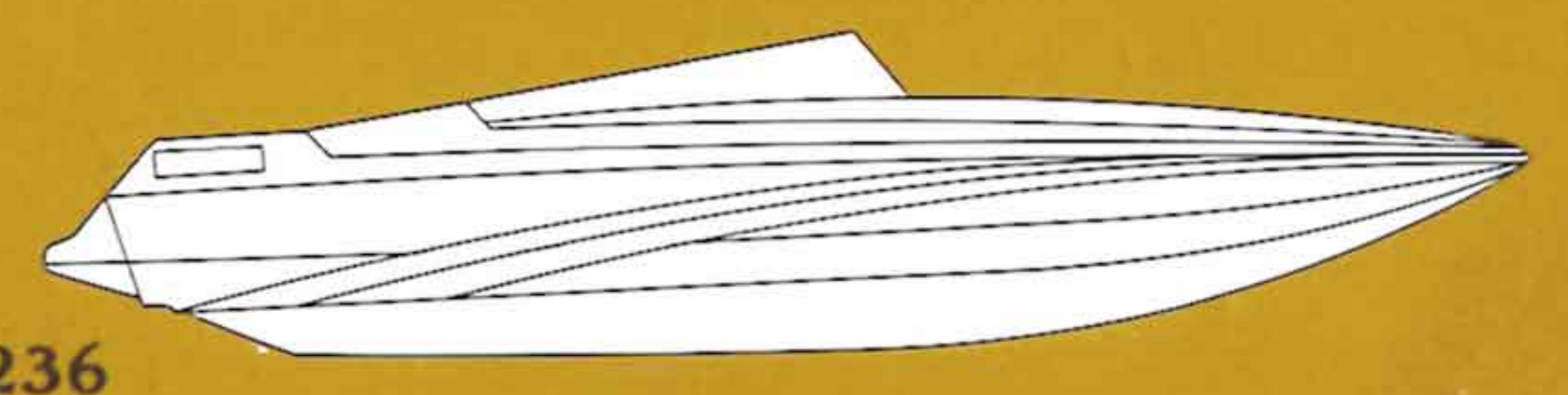
Options

Port lights, depth finder, mirror package, silent choice exhaust system, docking lights, Fireboy extinguisher system, 2 extra speakers, cockpit cover, mooring cover, compass, stand up/sit down bolster seats.

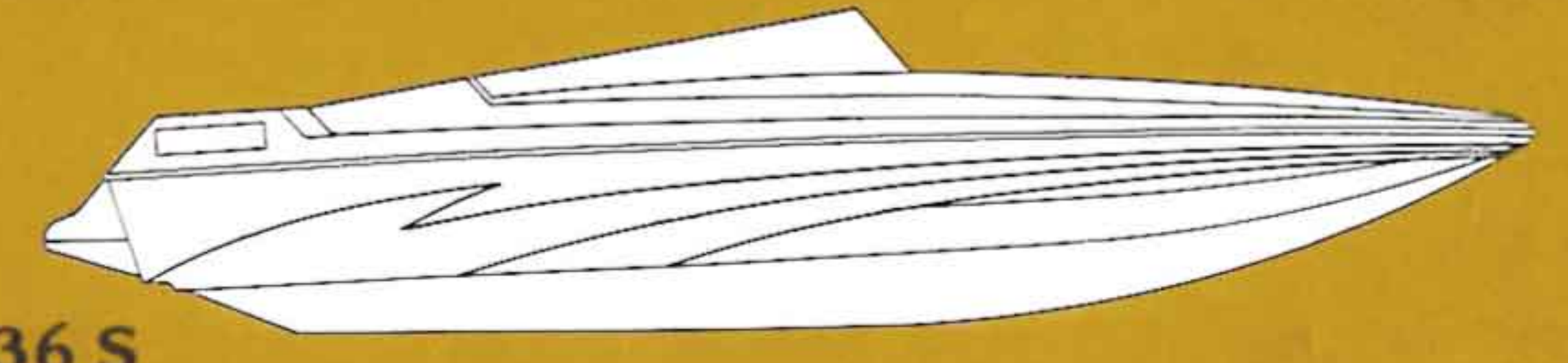
Engine Options: Mercruiser 5.7L, Mercruiser 350 Magnum, Mercruiser 7.4L Bravo, Mercruiser 454 Magnum, OMC 5.7L Cobra, OMC 5.7L King Cobra, OMC 7.4L King Cobra, Yamaha 5.7L.

Specifications:

Length	23'6"	Passengers	7
Beam	8'	Fuel Capacity	52 gallons
Weight	3,200 lbs.	Dead Rise	21 degrees



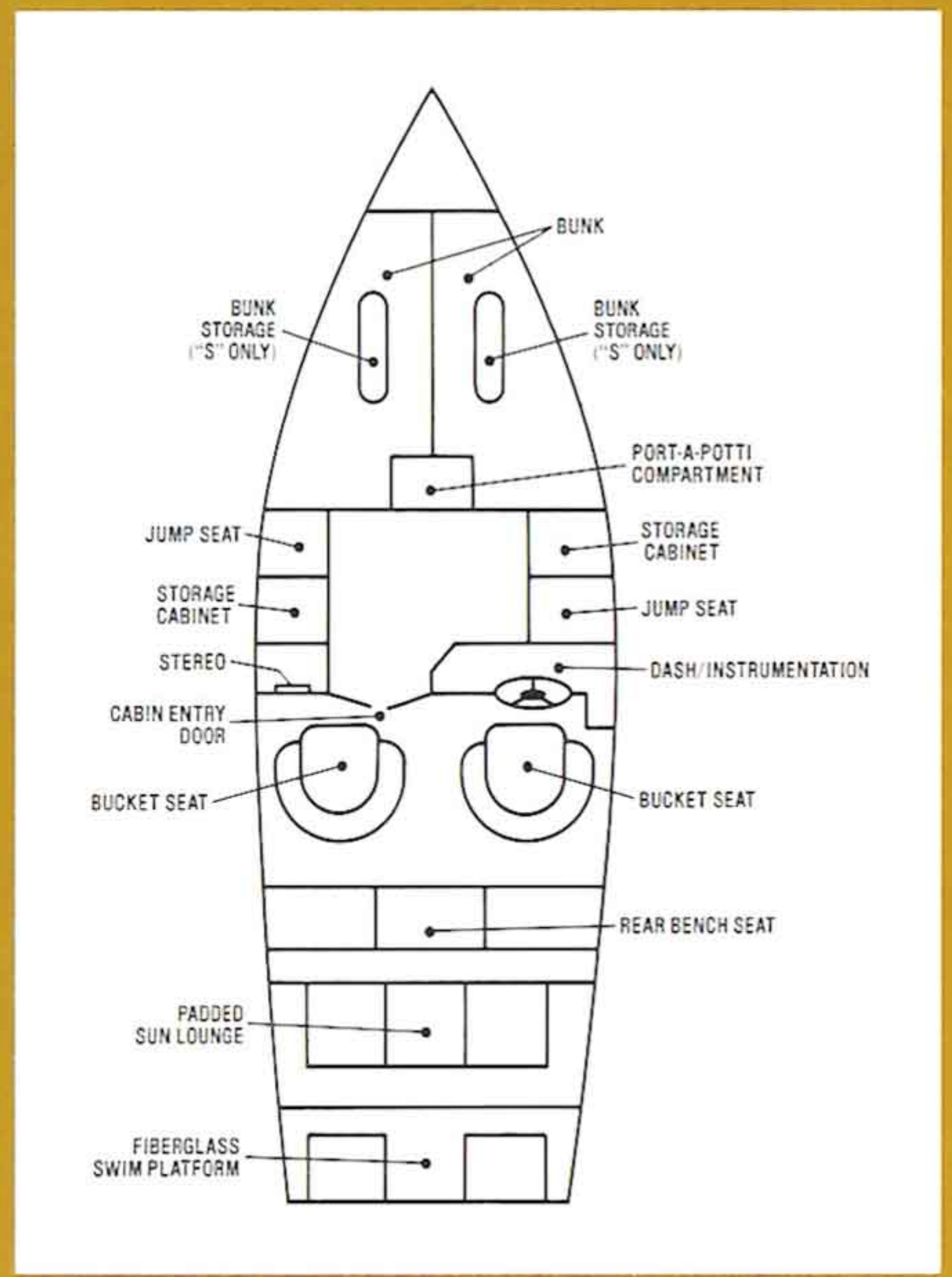
236



236 S



BOLSTER SEAT (Optional)



FAMILY SPORT

240

The new Family Sport 240 is a boat designed to accommodate everyone, and yet it carries on the Seebold no-compromise tradition. The fully equipped, distinctively styled bowrider has a 8' beam; it's very roomy and comfortable, great for the family and friends. An integrated swim platform allows easy entry and exit, so you can truly enjoy the water, or the beach.

Once underway, you will realize performance wasn't sacrificed for creature comforts. The Family Sport boasts race-proven design; it is a fast, stable and predictable riding hull. It just may be the ideal boat ...for everyone ... skiers too.





Standard Equipment

Cockpit: Full instrumentation, twin bucket seats, rear bench seat, sundeck cushion, cockpit lights, ride-guide steering, engine controls, drink holders, storage under rear bench seat, ski storage with lock, glove box with lock, 60 watt Kenwood Stereo with 2 speakers and deluxe marine carpet. **Engine:** Automatic bilge pump, blower and vent system, 52 gallon fuel capacity, 12 volt marine battery, electric engine cover lift and engine compartment light. **Convenience:** Integrated swim platform, walk-thru windshield, stainless steel grab handles, horn, Nav/anchor lights, stainless steel bow and stern eyes, stainless steel bow rails, front lounge seats, bow filler cushions, cockpit lights, clock, and bow anchor storage compartment, storage under bow seats, cooler under rear seat, stainless steel stern rail, ski tow and bi-fold ladder. **Canvas:** Convertible top and walk-thru curtain.

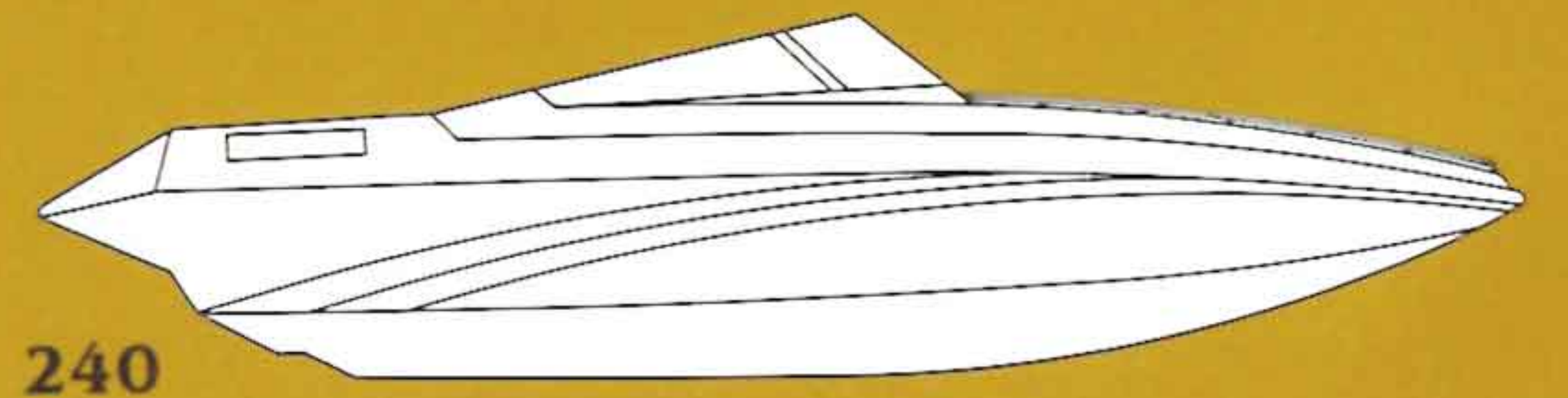
Options

Depth finder, docking lights, Fireboy extinguisher system, Kenwood "Theft Prevention" stereo, 2 extra speakers, compass, cockpit cover, bow cover, side curtains, aft curtain, mooring cover, sport "Z" paint scheme, color coordinated trailer.

Engine Options: Mercruiser 5.7L, Mercruiser 350 Magnum, Mercruiser 7.4L Bravo, Mercruiser 454 Magnum, OMC 5.7L Cobra, OMC 5.7L King Cobra, OMC 7.4L King Cobra, Yamaha 5.7L.

Specifications:

Length	24'1"	Passengers	7
Beam	8'	Dead Rise	21 degrees
Weight	3,500 lbs.	Fuel Capacity	52 gallons



240



210V Outboard

Standard Equipment

Cockpit: Twin swivel bucket seats, rear bench seats, adjustable driver seat, storage under rear seat, marine carpet, interior lights, accessory panel, horn, ride-guide steering, gas gauge. **Runabout Cabin:** Fully carpeted, bow cushions, 2 side mounted storage cabinets. **Motor Well:** Sump pump area, bilge pump, battery rack holder, 33 gallon fuel tank, metal transom protection plate. **Convenience:** Stainless steel bow rails, bow and stern running lights, stainless steel bow and stern eyes, tinted windshield.

Options

Compass, depth finder, speedometer, tachometer, water pressure gauge, 12 volt marine battery, deck hatches, AM/FM cassette stereo with 2 speakers, mooring cover, cockpit cover, removable ski tow, rear boarding ladder, teak swim platform with step, manual jack plate, hydraulic jack plate, cigarette lighter, pre-rig package, dash mounted key switch, electric harness, side panel mounted control with powertrim switch shift and throttle cables.

Specifications:

Length	21'	Passengers	6
Beam	94"	Fuel Capacity	33 gallons
Weight	1,500 lbs.	Dead Rise	19 degrees
Recommended Horsepower	250		

210V I/O

Standard Equipment

Cockpit: Twin swivel bucket seats, adjustable driver seat, rear bench seat, storage under rear seat, full instrumentation, cockpit lights, ride-guide steering, panel mounted controls, in-dash drink holders, marine carpet, horn, electrical switch panel. **Runabout Cabin:** Fully carpeted, bow cushions, two side mounted storage cabinets. **Engine:** Bilge pump, electrical blower, air vent system, 33 gallon fuel tank, battery rack, 12 volt marine battery, storage on starboard and port side of engine. **Convenience:** Bow and stern running lights, stainless steel bow rails, stainless steel bow and stern eyes, stainless steel ski tow, tinted windshield.

Options

AM/FM Cassette stereo and 2 speakers, mooring cover, cockpit cover, hour meter, clock, thru hull exhaust, teak swim platform with step, compass, bow hatches, fireboy extinguisher system, cigarette lighter, in-dash depth finder.

Engine Options: Mercruiser 5.7L Alpha

Specifications:

Length	21'	Passengers	6
Beam	94"	Fuel Capacity	33 gallons
Weight	2,500 lbs.	Dead Rise	19 degrees

210V I/O Bowrider

Standard Equipment

Cockpit: Twin swivel bucket seats, adjustable driver seat, rear bench seat, storage under rear seat, full instrumentation, cockpit lights, ride-guide steering, panel mounted controls, in-dash drink holders, marine carpet, horn, electrical switch panel. **Open Bow:** Bow lounge seats, anchor compartment. **Engine:** Bilge pump, electrical blower, air vent system, 33 gallon fuel tank, battery rack, 12 volt marine battery, storage on starboard and port side of engine. **Convenience:** Bow and stern rails, bow and stern running lights, stainless steel bow and stern eyes, stainless steel ski tow, tinted windshield.

Options

AM/FM Cassette stereo and 2 speakers, mooring cover, cockpit cover, hour meter, clock, thru hull exhaust, teak swim platform with step, compass, fireboy extinguisher system, cigarette lighter, in-dash depth finder, bow cover.


Engine Options: Mercruiser 5.7L Alpha

Specifications:

Length	21'	Passengers	6
Beam	94"	Fuel Capacity	33 gallons
Weight	2,750 lbs.	Dead Rise	19 degrees

SPORT EAGLE

210



The versatile Sport Eagle 210. A performance boat. A runabout able to accommodate 4 comfortably. A boat offering fine skiability. It is equally adept for a spin around the lake as it is flying 70 mph. The Sport Eagle is also a breeze to trailer and launch, so you can enjoy it anytime, anywhere. The Seebold commitment is evident. The hand laid laminate, performance hull handles well and runs quick no matter what the water condition. Unibody construction produces peerless strength and durability, while meticulous detailing and stainless steel hardware throughout develop its unrivaled style.

A lengthy power and cockpit option list gives you even more possibilities. The Seebold Sport Eagle. It gives you the freedom to do what you want to do.

SKI EAGLE 200

Standard Equipment

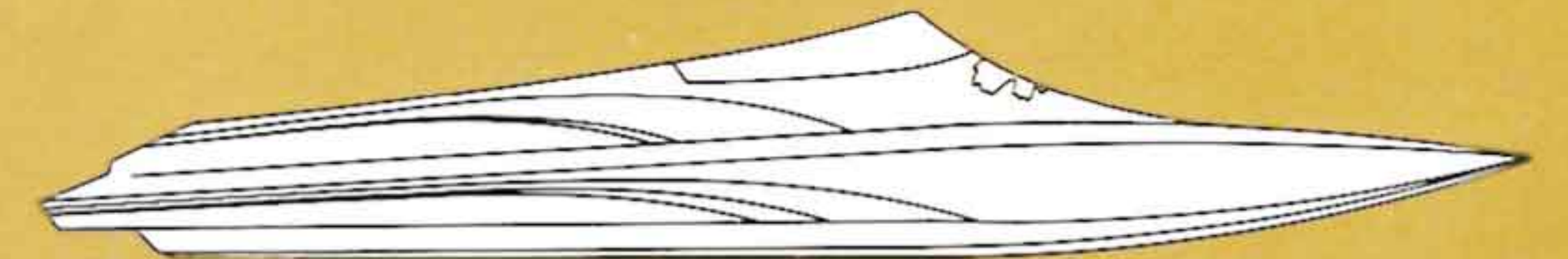
Cockpit: Twin bucket seats, full rear bench seat, ski storage in floor, side storage compartments, dual ride-guide steering, marine carpet, gas gauge and electrical switch panel. **Motor Well:** Bilge pump, battery rack holder and 24 gallon fuel tank. **Convenience:** Tinted sport windshield, stainless steel stern eye, stainless steel bow eye, self bailing motor well, bow & stern running lights, metal transom plate, one color gel.

Options

Speedometer, tachometer, water pressure gauge, foot throttle & cable, manual or hydraulic jack plate, power trim switch on steering wheel, 12 volt marine battery, AME 4000 resin and kevlar, AM/FM cassette stereo with 2 speakers, mooring cover, ski bar, pre-rig package, dash mounted key switch and electrical harness, side panel controls with trim switch, shift and throttle cables and custom paint scheme.

Specifications:

Length	20'	Passengers	5
Beam	92"	Fuel Capacity	23 gallons
Weight	850 lbs.	Recommended H.P.	250




200



The Ski Eagle 200...a design that addresses needs other manufacturers have struggled with for years. Its modified tunnel design is noticeably race inspired, and it performs as it looks. Tremendous acceleration and top end, fine handling and a solid, predictable ride. But it's much more than a flat out performance machine. Believe it—It's also an outstanding ski boat.

With the outboard options available, it has plenty of low end to put the largest skiers on plane. At slalom speeds the wake approaches that of a tournament towboat, and the trick table is near world class as well. The hull tracks straight and true, even under the demands of the strongest skiers. The Ski Eagle. Designed for Formula 1 performance and tournament skiability.





COCKPIT

	200 T	210-OB	210-I/O	210 FS	236	236 S	240 FS	265	265 S	324	324 S
PRE RIG OB	O	O									
SPEEDOMETER	O	O	S	S	S	S	S	S	S	S	S
TACHOMETER	O	O	S	S	S	S	S	S	S	S	S
HOUR METER	O	O	O	O	S	S	S	S	S	S	S
CLOCK	O	O	O	O	S	S	S	S	S	S	S
COMPASS	O	O	O	O	O	O	O	O	S	O	S
CHART LIGHTER	O	O	O	O	O	O	O	S	S	S	S
DEPTH FINDER	O	O	O	O	O	O	O	O	O	O	S
ENGINE SYNCRONIZER								O	O	S	S
SAFETY KILL SWITCH	O	O	O	O	O	O	O	O	O	O	S
DOCK LIGHTS					O	O	O	O	O	O	S
HOT FOOT THROTTLE	O	O									
KEIK CONTROL					O	O	O	O	O		
KEIK CONTROL TWIN								O	O	O	S
BOLSTER SEATS					O	O		S	S	S	S
VINYL FLOORS					O	S	O	O	S	O	S
SNAP-IN CARPET					O	S	O	O	S	O	S

WEATHER COVERS

MOORING COVERS	O	O	O	O	O	O	O	O	O	O	O
COCKPIT COVER	O	O	O	O	O	O	O	O	O	O	O
BOW COVER				O			O				
BIMINI TOP W/WINDSHIELD								O	O	O	O
CONVERTIBLE TOP							S				
SIDE CURTAINS							O				
AFT CURTAINS							O				
WALK-THRU CURTAINS							S				

INTERIOR

ENCLOSED CABIN					S	S		S	S	S	S
UPRIGHT ICE BOX								O	O	S	O
12V REFRIG								O	O	O	S
STAINLESS SINK KIT								O	S	S	S
DINETTE TABLE								O	O	O	O
MICROWAVE										O	O
PORT LIGHTS					O	O		O	O	O	S
PORT-A-POTTI					O	O		O	O	O	S
REAR SEAT ICE CHEST					O	S	S	O	S		

ELECTRICAL

	200 T	210-OB	210-I/O	210 FS	236	236 S	240 FS	265	265 S	324	324 S
12V BATTERY		O	S	S	S	S	S	S	S	S	S
DUAL BATT SING ENGINE			O	O	O	O	O	O	O	S	S
DUAL BATT TWIN ENGINE								O	O	S	S
DOCKSIDE POWER					O	O	O	O	O	O	S

ENTERTAINMENT

AM FM CASSETTE	O	O	O	O	O		S				
THEFT PROOF AM FM CAS	O	O	O	O	O	S	O	O	S	O	S
COLOR TV										O	O
VCR										O	O
REMOTE STEREO					O	O				O	O
2 EXTRA SPKRS					O	S	O	O	S	O	S
STEREO COVER	O	O	O	O	O	O	O	O	O		
CD PLAYER										O	O

ENGINE

SILENT CHOICE					O	O	O	O	O	O	O
THRU TRANSOM EXHAUST			O	O	O	O	O	O	O	O	S
THRU PLATFORM EXHAUST					S	S		S	S		
THRU HUB EXHAUST			S	S	O	O	S	O	O	S	O

CONVENIENCE


UNDER BUNK STORAGE					O	S		O	S	O	S
ENGINE WELL STORAGE			O	O	O	S	S	O	S		
DECK HATCHES (MED)		O	O		O	S		S	S	O	S
DECK HATCHES (LG)								O	O	S	S
SPORT PAINT SCHEME	O				O	S	S	O	S	O	S
DESIGNER INTERIOR					S	S		S	S	S	S
MOLDED SWIM PLATFORM					S	S		S	S		
TEAK SWIM PLATFORM		O	O	O	O	O		O	O		
INTEGRATED SWIM PLATFORM							S			S	S
RADAR ARCH								O	O	O	O



O-OPTIONAL

S-STANDARD

\$3.00



Eagle Boats, Limited
940 Biltmore • Fenton, Missouri 63026
Phone: (314) 349-1404 • Fax: 349-4528